

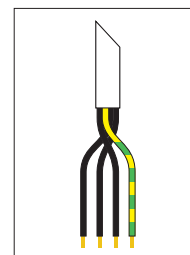
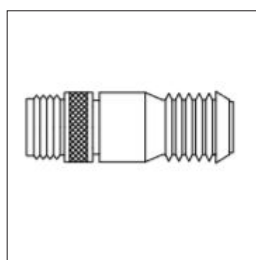
# **M12 POTENZA CODIFICA S**

***M12 POWER S CODED***



## M12 POWER S CODED

### MASCHIO AX / MALE AX



### FEMMINA AX / FEMALE AX

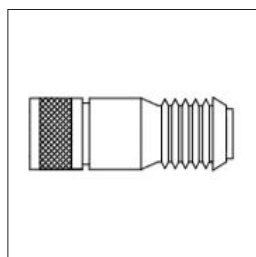


TABELLA COLORI  
COLOURS TABLE

1		BK1
2		BK2
3		BK3
PE		YEGN

**COMPOSIZIONE CODICE**  
CODE COMPOSITION

Tipologia cavo (vedi cod. in tabella)  
Cable type (code like table)

AX = Dritto / Straight  
PX = Pannello / panel

AS-M12S\*\*\*04050\*\*/\*

S = Connector Cod. S  
F = Femmina / female  
M = Maschio / male

lunghezza cavo  
cable length  
001 = 10 cm  
010 = 1 m  
100 = 10 m

**CONFIGURAZIONI AGGIUNTIVE**  
MORE CONFIGURATIONS

G = grafoplast  
H = connettore schermato  
shielded connector

**COMPOSIZIONE CODICE**  
CODE COMPOSITION

Tipologia cavo (vedi cod. in tabella)  
Cable type (code like table)

S = Connector Cod. S

AS-PLS0500404/\*\*/\*

lunghezza cavo  
cable length  
001 = 10 cm  
010 = 1 m  
100 = 10 m

**CONFIGURAZIONI AGGIUNTIVE**  
MORE CONFIGURATIONS

G = grafoplast  
H = connettore schermato  
shielded connector

A M12 4 POLI / 4 PINS					
	F AX	F AN	M AX	M AN	
B M12 4 POLI / 4 PINS		05	13	25	30
		04	12	24	
		02	10		
		01			

COD.	CO	COS	RO	ROS
SPECIFICHE CAVO CABLE SPECIFICATIONS	CAVO PVC PVC CABLE	CAVO PVC SCHERMATO PVC SHIELDED CABLE	CAVO PUR PUR CABLE	CAVO PUR SCHERMATO PUR SHIELDED CABLE
Sezioni Sections	4 x 1,5 mmq	4 x 1,5 mmq	4 x 1,5 mmq	4 x 1,5 mmq
Normative di riferimento Reference standards				
Schermatura Shield	NO	SI	NO	SI

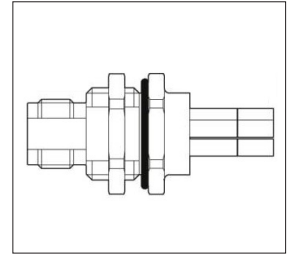
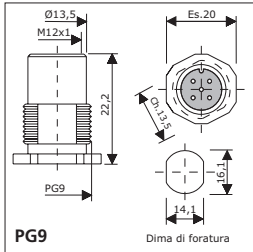
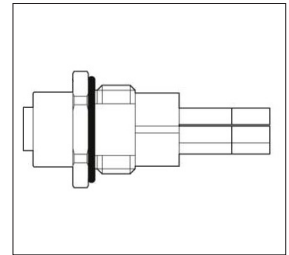

**MASCHIO AX / MALE AX**

**FEMMINA AX / FEMALE AX**


TABELLA COLORI	
COLOURS TABLE	
1	BK1
2	BK2
3	BK3
PE	YEGN

COMPOSIZIONE CODICE	CONFIGURAZIONI
CODE COMPOSITION	AGGIUNTIVE
	MORE
	CONFIGURATIONS
F = Femmina / female M = Maschio / male	Tipo (vedi sotto) Type (see below)
AS-M12S*04050*/*****	
S = Connector Cod. S	H = connettore schermato shielded connector
lunghezza cavo cable length 001 = 10 cm 010 = 1 m 100 = 10 m	Tipo / Type 59G91 27G90 11G91 10G91



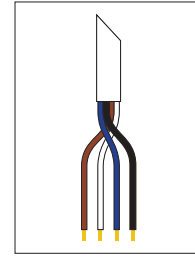
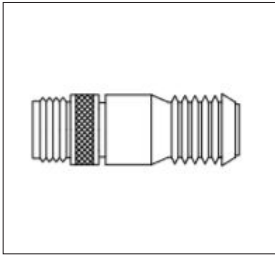
# **M12 POTENZA CODIFICA T**

***M12 POWER T CODED***



## M12 POWER T CODED

### MASCHIO AX / MALE AX



### FEMMINA AX / FEMALE AX

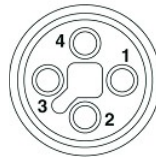
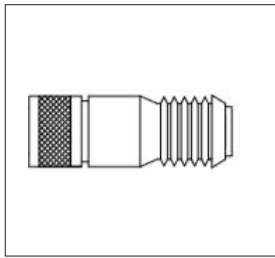


TABELLA COLORI COLOURS TABLE	
1	BROWN
2	WHITE
3	BLUE
4	BLACK

COMPOSIZIONE CODICE CODE COMPOSITION	CONFIGURAZIONI AGGIUNTIVE MORE CONFIGURATIONS
Tipologia cavo (vedi cod. in tabella) Cable type (code like table) AX = Dritto / Straight PX = Pannello / panel AS-M12T***04050**/*	G = grafoplast H = connettore schermato shielded connector
T = Connector Cod. T F = Femmina / female M = Maschio / male lunghezza cavo cable length 001 = 10 cm 010 = 1 m 100 = 10 m	

COMPOSIZIONE CODICE CODE COMPOSITION	CONFIGURAZIONI AGGIUNTIVE MORE CONFIGURATIONS
Tipologia cavo (vedi cod. in tabella) Cable type (code like table) T = Connector Cod. T AS-PLT0500404/**/*	G = grafoplast H = connettore schermato shielded connector
lunghezza cavo cable length 001 = 10 cm 010 = 1 m 100 = 10 m	

A M12 4 POLI / 4 PINS					
	F AX	F AN	M AX	M AN	
B M12 4 POLI / 4 PINS		05	13	25	30
		04	12	24	
		02	10		
		01			

COD.	CN	CNS	RN	RNS
SPECIFICHE CAVO CABLE SPECIFICATIONS	CAVO PVC PVC CABLE	CAVO PVC SCHERMATO PVC SHIELDED CABLE	CAVO PUR PUR CABLE	CAVO PUR SCHERMATO PUR SHIELDED CABLE
Sezioni Sections	4 x 1,5 mmq	4 x 1,5 mmq	4 x 1,5 mmq	4 x 1,5 mmq
Normative di riferimento Reference standards				
Schermatura Shield	NO	SI	NO	SI

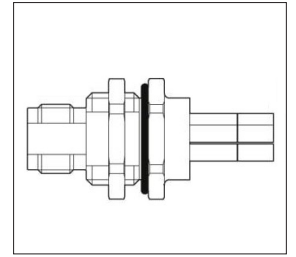
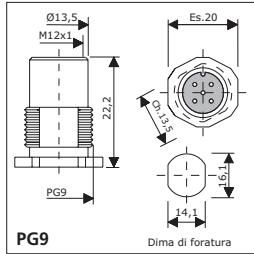
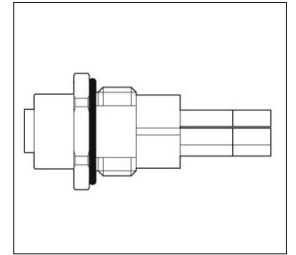

**MASCHIO AX / MALE AX**

**FEMMINA AX / FEMALE AX**


TABELLA COLORI COLOURS TABLE	
1	BROWN
2	WHITE
3	BLUE
4	BLACK

COMPOSIZIONE CODICE CODE COMPOSITION	CONFIGURAZIONI AGGIUNTIVE MORE CONFIGURATIONS
F = Femmina / female M = Maschio / male	Tipo (vedi sotto) Type (see below)
AS-M12T*04050*/*****	
T = Connector Cod. S	H = connettore schermato shielded connector
lunghezza cavo cable length	Tipo / Type
001 = 10 cm	59G91
010 = 1 m	27G90
100 = 10 m	11G91
	10G91





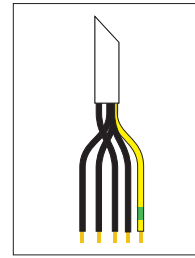
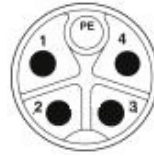
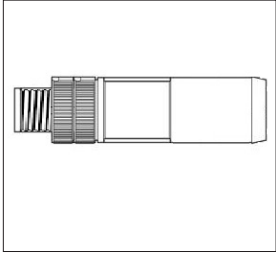
# **M12 POTENZA CODIFICA K**

*M12 POWER K CODED*



## M12 POWER K CODED

### MASCHIO AX / MALE AX



### FEMMINA AX / FEMALE AX

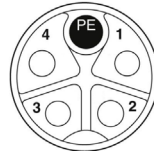
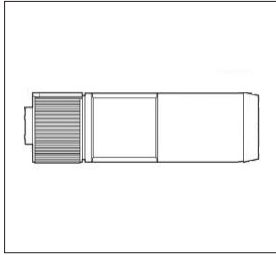


TABELLA COLORI  
COLOURS TABLE

1		BK1
2		BK2
3		BK3
4		BK4
5		YEGN

**COMPOSIZIONE CODICE**  
CODE COMPOSITION

Tipologia cavo (vedi cod. in tabella)  
Cable type (code like table)

AX = Dritto / Straight  
PX = Pannello / panel

AS-M12K\*\*\*04050\*\*/\*

K = Connector Cod. K  
F = Femmina / female  
M = Maschio / male

lunghezza cavo  
cable length  
001 = 10 cm  
010 = 1 m  
100 = 10 m

**CONFIGURAZIONI AGGIUNTIVE**  
MORE CONFIGURATIONS

G = grafoplast  
H = connettore schermato  
shielded connector

**COMPOSIZIONE CODICE**  
CODE COMPOSITION

Tipologia cavo (vedi cod. in tabella)  
Cable type (code like table)

K = Connector Cod. K

AS-PLK0500504/\*\*/\*

lunghezza cavo  
cable length  
001 = 10 cm  
010 = 1 m  
100 = 10 m

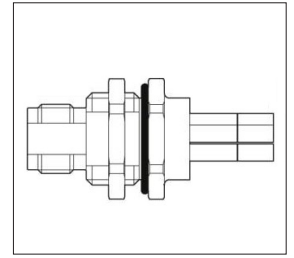
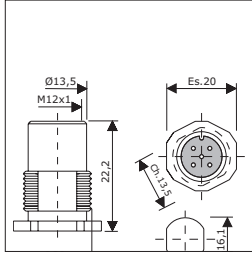
**CONFIGURAZIONI AGGIUNTIVE**  
MORE CONFIGURATIONS

G = grafoplast  
H = connettore schermato  
shielded connector

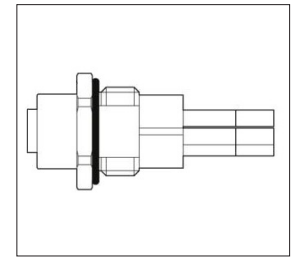
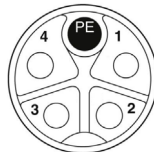
A M12 5 POLI / 5 PINS					
		F AX	F AN	M AX	M AN
B M12 5 POLI / 5 PINS					
		05	13	25	30
		04	12	24	
		02	10		
		01			

COD.	CN	CNS	RN	RNS
SPECIFICHE CAVO CABLE SPECIFICATIONS	CAVO PVC PVC CABLE	CAVO PVC SCHERMATO PVC SHIELDED CABLE	CAVO PUR PUR CABLE	CAVO PUR SCHERMATO PUR SHIELDED CABLE
Sezioni Sections	5 x 1,5 mmq	5 x 1,5 mmq	5 x 1,5 mmq	5 x 1,5 mmq
Normative di riferimento Reference standards				
Schermatura Shield	NO	SI	NO	SI

### MASCHIO AX / MALE AX




### FEMMINA AX / FEMALE AX



**TABELLA COLORI  
COLOURS TABLE**

1		BK1
2		BK2
3		BK3
4		BK4
5		YEGN

COMPOSIZIONE CODICE CODE COMPOSITION		CONFIGURAZIONI AGGIUNTIVE MORE CONFIGURATIONS	
F = Femmina / female	M = Maschio / male	Tipo (vedi sotto) Type (see below)	
AS-M12K*04050*/*****			
K = Connector Cod. S	lunghezza cavo cable length 001 = 10 cm 010 = 1 m 100 = 10 m	H = connettore schermato shielded connector	Tipo / Type 59G91 27G90 11G91 10G91




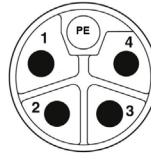
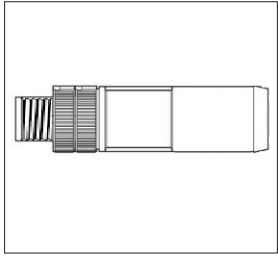
# **M12 POTENZA CODIFICA L**

*M12 POWER L CODED*



## M12 POWER L CODED

### MASCHIO AX / MALE AX



### FEMMINA AX / FEMALE AX

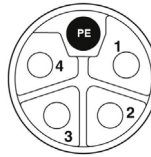
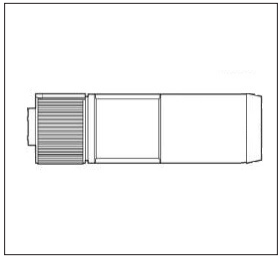


TABELLA COLORI COLOURS TABLE	
1	BK1
2	BK2
3	BK3
4	BK4
5	YEGN

COMPOSIZIONE CODICE CODE COMPOSITION	CONFIGURAZIONI AGGIUNTIVE MORE CONFIGURATIONS
Tipologia cavo (vedi cod. in tabella) Cable type (code like table) AX = Dritto / Straight PX = Pannello / panel L = Connector Cod. L F = Femmina / female M = Maschio / male	G = grafoplast H = connettore schermato shielded connector
AS-M12L***04050**/*	
lunghezza cavo cable length 001 = 10 cm 010 = 1 m 100 = 10 m	

COMPOSIZIONE CODICE CODE COMPOSITION	CONFIGURAZIONI AGGIUNTIVE MORE CONFIGURATIONS
Tipologia cavo (vedi cod. in tabella) Cable type (code like table) L = Connector Cod. L	G = grafoplast H = connettore schermato shielded connector
AS-PLL0500404/**/*	
lunghezza cavo cable length 001 = 10 cm 010 = 1 m 100 = 10 m	

A M12 5 POLI / 5 PINS					
		F AX	F AN	M AX	M AN
B M12 5 POLI / 5 PINS		05	13	25	30
		04	12	24	
		02	10		
		01			

COD.	CN	CNS	RN	RNS
SPECIFICHE CAVO CABLE SPECIFICATIONS	CAVO PVC PVC CABLE	CAVO PVC SCHERMATO PVC SHIELDED CABLE	CAVO PUR PUR CABLE	CAVO PUR SCHERMATO PUR SHIELDED CABLE
Sezioni Sections	5 x 1,5 mmq	5 x 1,5 mmq	5 x 1,5 mmq	5 x 1,5 mmq
Normative di riferimento Reference standards				
Schermatura Shield	NO	SI	NO	SI

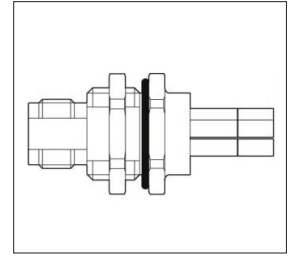
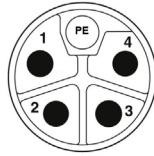
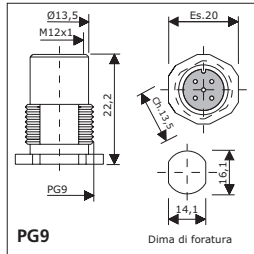
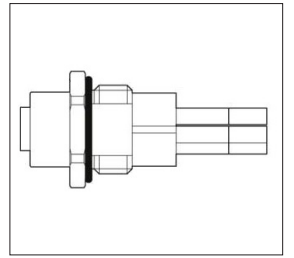
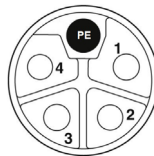
**MASCHIO AX / MALE AX**

**FEMMINA AX / FEMALE AX**


TABELLA COLORI COLOURS TABLE	
1	BK1
2	BK2
3	BK3
4	BK4
5	YEGN

COMPOSIZIONE CODICE CODE COMPOSITION	CONFIGURAZIONI AGGIUNTIVE MORE CONFIGURATIONS
F = Femmina / female M = Maschio / male  AS-M12L*04050*/*****  L = Connector Cod. S lunghezza cavo cable length 001 = 10 cm 010 = 1 m 100 = 10 m	Tipo (vedi sotto) Type (see below)  H = connettore schermato shielded connector  Tipo / Type 59G91 27G90 11G91 10G91

